



District Report Card: 2017


State: Andhra Pradesh	District: Vizianagaram
Class: 3	Subject: Mathematics
Schools: 61	Students: 702


Participation/Coverage


Students

<div>GENDER</div> <div></div>	Boys		Girls	
	Number	%	Number	%
	293	41.74	409	58.26

<div>AREA</div> <div></div>	Rural		Urban	
	Number	%	Number	%
	649	92.45	53	7.55

<div>CATEGORY</div> <div></div>	SC		ST		OBC		GEN	
	Number	%	Number	%	Number	%	Number	%
	92	13.11	122	17.38	444	63.25	44	6.27

<div>CWSN</div> <div></div>	LD	VI	HI	S&LD	ID	Oth
	0	1	0	7	0	28

<div>Management</div> <div></div>	Government		Government-aided	
	Number	%	Number	%
	696	99.15	6	0.85

Average Performance of Students in Mathematics (%)

Overall	Gender		Area		Management		Social Group			
	Male	Female	Rural	Urban	Govt.	Aided	SC	ST	OBC	GEN
68.56	68.33	68.72	69.89	52.20	68.54	70.00	71.30	64.75	70.21	56.67

Performance on Learning Outcomes (LOs)

Learning Outcomes	Description	Average Performance(%)
M301	Reads and writes numbers up to 999 using place value	67.79
M302	Compares numbers up to 999 based on their place values	83.33
M303	Solves simple daily life problems using addition and subtraction of three digit numbers with and without regrouping	70.41
M304	Constructs and uses the multiplication facts (up till 10) in daily life situations	65.53
M305	Analyses and applies an appropriate number operation in the situation/ context	67.81
M306	Explains the meaning of division facts by equal grouping/sharing and finds it by repeated subtraction	70.94
M309	Identifies and makes 2D-shapes by paper folding, paper cutting on the dot grid, using straight lines etc.	84.72
M311	Fills a given region leaving no gaps using a tile of a given shape	14.01
M312	Estimates and measures length and distance using standard units like centimeters or meters & identifies relationships	28.41
M317	Reads the time correctly to the hour using a clock/watch	74.36
M318	Extends patterns in simple shapes and numbers	64.01
M319	Records data using tally marks, represents pictorially and draws conclusions	80.91

Range of Performance of Students who Answered Correctly							
Below 30%		30% - 50%		50% - 75%		Above 75%	
Number	%	Number	%	Number	%	Number	%
45	6.41	106	15.10	233	33.19	318	45.30

Lowest Performing Learning Outcomes (LOs)

- 1 - Fills a given region leaving no gaps using a tile of a given shape (14.01)
- 2 - Estimates and measures length and distance using standard units like centimeters or meters & identifies relationships (28.41)
- 3 - Extends patterns in simple shapes and numbers (64.01)
- 4 - Constructs and uses the multiplication facts (up till 10) in daily life situations (65.53)
- 5 - Reads and writes numbers up to 999 using place value (67.79)